

### BRACKET FOR WALL MOUNTING

This accessory is used to mount various DIMENSION power supplies and other DIMENSION supplementary modules on a wall or on a panel without using a DIN-Rail.

To mount a unit on a wall or panel, the two zinc-plated steel brackets have to be installed on the side of the unit. Check the data sheet to see if the ZM2.WALL brackets are suitable for a specific DIMENSION power supply or supplementary module.

### INSTALLATION DATA

Fig. 1 Unit equipped with brackets

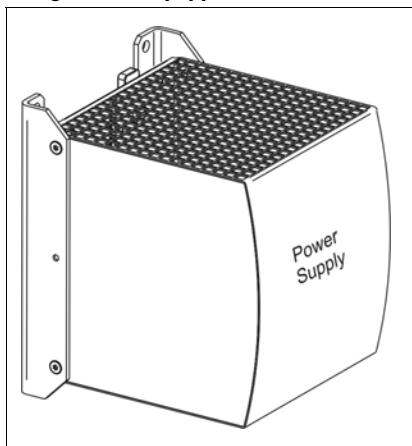
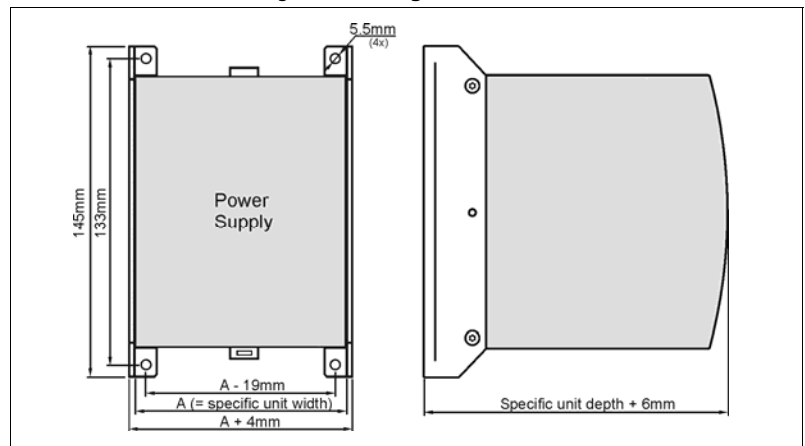


Fig. 2 Mounting dimensions

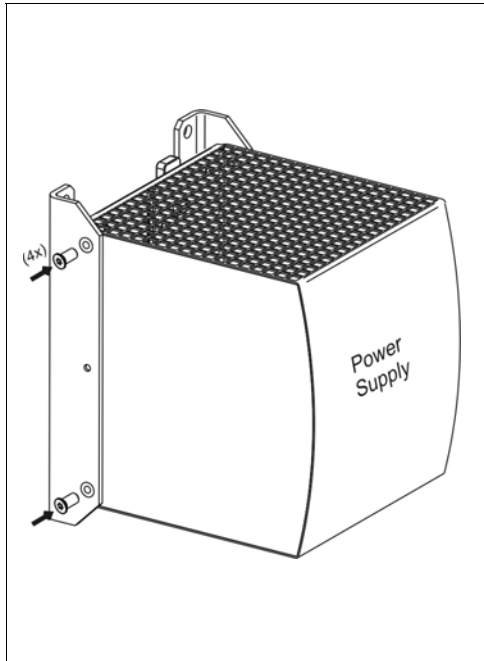


### ORDER NUMBER

**ZM2.WALL** The order number consists of two brackets and four mounting screws suitable for one DIMENSION power supply or one DIMENSION supplementary module.

## ASSEMBLY INSTRUCTIONS

Fig. 3 **Mounting the steel brackets**



### Mounting instructions:

Mount the two steel brackets on the sides of the unit by using the self tapping countersunk screws included with the kit. The two brackets are symmetrical so there is no specific left or right side. Two screws are needed for each bracket which requires a Torx-T10 screwdriver.

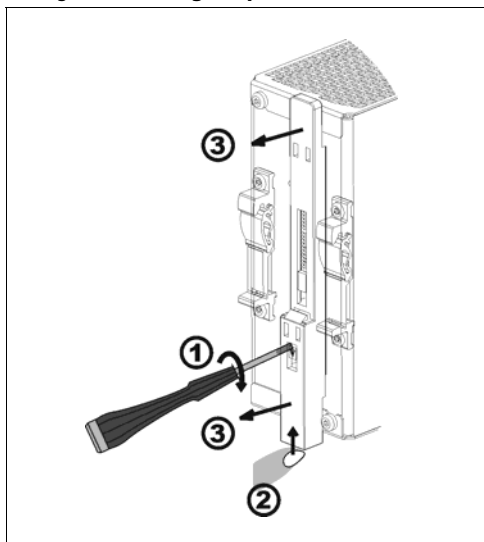
Tightening torque: 0.7-0.8 Nm (6.2-7.1 lb-in)

For some narrow units such as the CPS20, the black plastic DIN-rail slide on the back of the unit may overlap with the mounting holes of the steel brackets. In such cases we recommend removing the black DIN-rail slide. See figure 4 for how to remove the slide from the unit.

**⚠ WARNING** Risk of electrical shock, fire, personal injury or death.

Do not use other screws than the self tapping countersunk screws included with the kit. The unit might become unsafe when using longer screws as contact with live electrical circuits may occur.

Fig. 4 **Removing the plastic DIN-rail slide**



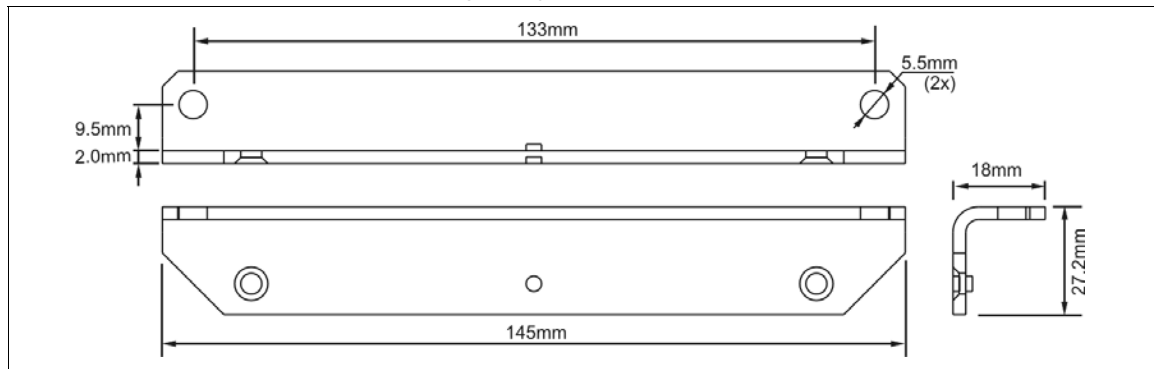
### Removing instructions:

Using a flat-blade screwdriver, push the lock tab downwards while at the same time push the plastic DIN-rail slide upwards. Remove the plastic slide.

### PHYSICAL DIMENSIONS AND WEIGHT

Weight 90g / 0.2lb each;  
180g / 0.4lb for one set

Fig. 4 Physical Dimensions



The information presented in this document is believed to be accurate and reliable and may change without notice. No part of this document may be reproduced or utilized in any form without permission in writing from the publisher.